

# ANGLE HOSE VALVE

## MODEL LVLHV




Lansdale Angle Hose Valves feature all brass construction with cast bodies for rigidity and light weight. Rated to 300 lbs. These valves can be used with a Fire Hose Rack Assembly or as a Fire Department Connection outlet.

### FEATURES:

- **Sizes:** 1-1/2", 2-1/2"
- **Maximum Inlet Pressure:** 300 psi
- **Inlet Connection:** FNPT or Grooved
- **Outlet Connection:** Male Hose, FNPT, Special Thread (optional)

### MATERIAL

- **Valve Body:** Brass C37700
- **O-Rings:** EPDM (A70)
- **Handwheel:** Aluminum A03600
- **Handwheel Bolt:** Brass C37700
- **Handwheel Washer:** 304 Stainless Steel



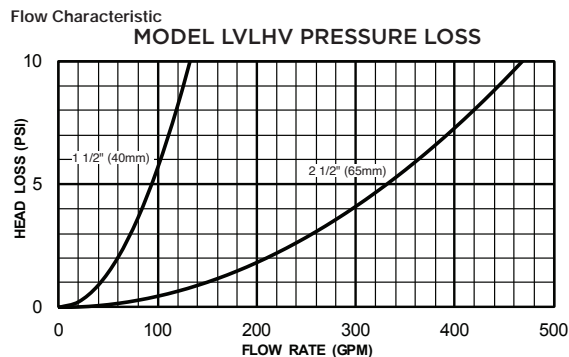
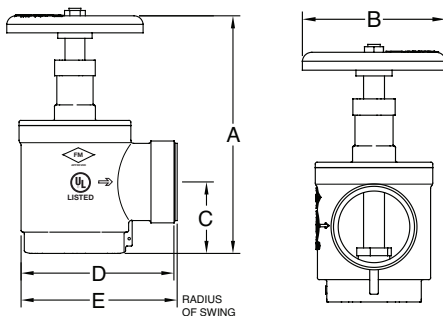
a/af

2-1/2 GROOVED INLET x NST;  
NYCC; FDNY



b/bf

2-1/2 NPT x MNST, NYCC,  
FDNY, FNST, MPHX, MTEMPE



c/cf

1-1/2 NPT x MNST, or FNST

\*female outlet

DIMENSIONS & WEIGHTS							
TYPE	A OPEN	A CLOSED	B (IN)	C (IN)	D (IN)	E (IN)	WEIGHT (LBS)
a	7-3/4	6-3/4	4	2	2-1/2	2-3/4	4
af*	7-3/4	6-3/4	4-1/8	2	2-5/8	2-7/8	4
b	10-5/8	8-7/8	5	2-3/4	3-1/8	3-1/2	8
bf*	10-5/8	8-7/8	5	2-3/4	3-3/8	3-3/4	8
c	11-1/2	9-7/8	5	3-5/8	3-1/8	na	9
cf*	11-1/2	9-7/8	5	3-5/8	3-3/8	na	9

PROJECT	APPROVAL STAMP
PROJECT:	<input type="checkbox"/> APPROVED
ADDRESS:	<input type="checkbox"/> APPROVED AS NOTED
ENGINEER:	<input type="checkbox"/> NOT APPROVED
SUBMITTAL DATA:	REMARKS:
NOTES 1:	
NOTES 2:	